

ORDERING CODES

LED PRODUCTS

EXAMPLE	BASE PART NUMBER	HEIGHT	COLOR TEMPERATURE	LENGTH	FINISH
4" Light Cove (Part # LED-CV4A2C)	LED-CV4A		2700 (A)	2'	Clear Anodized (C)
1 1/2" Light Cove (Part # LED-CV150B4P)	LED-CV150		3000 (B)	4'	Painted (P)
3/4" Light Reveal (Part # LED-RVL75C6C)	LED-RVL75		3500 (C)	6'	Clear Anodized (C)
4" Light Base (Part # LED-BS4D8P)	LED-BS4		4000 (D)	8'	Painted (P)
Reveal 5050 (Part # LED-RVL5050A10C)	LED-RVL5050		2700 (A)	10'	Clear Anodized (C)
2-12" Flat Base (Part # LED-FLATBS6B8C)	LED-FLATBS	6'	3000 (B)	8'	Clear Anodized (C)

PRODUCT DETAIL

Fry Reglet 1.5 inch Cuttable LED Strip - LUX-EP-1T5-35K	
ETL Listed to 2108 Low Voltage Lighting Products	
LEDs/ft	32
Luminous Flux 3500K	550lm
Power Consumption	3.84W/ft
Segment Length	1.5"
Segment Width	.39"
Maximum Run Length	20'
Input Voltage	24V
Input Current	0.02Amps / Segment
LED's per Segment	4
Flux (@3500K)	500lm/ft
LED	Samsung2835 / SPMWH1221FD5GBUMSB
Binning	Center Quarter Bin Mix (3 step) MacAdam Ellipse
Beam Angle	120°
CRI	80
CCT	3500K
UL	ETL Listed to UL 2108
Substrate	Polyimide

POWER SUPPLY

MODEL		LED-PWM-90-24
OUTPUT	DC VOLTAGE	24V
	RATED CURRENT	3.7A
	RATED POWER	90W
	DIMMING RANGE	0~100%
	PWM FREQUENCY (Typ.)	300Hz
	VOLTAGE TOLERANCE	±3.0%
	SETUP, RISE TIME (Note 2)	500ms, 80ms 115VAC / 230VAC at full load
	HOLD UP TIME (Typ.)	16ms/230VAC 16ms/115VAC at full load
INPUT	VOLTAGE RANGE	90 ~ 305VAC 127 ~ 431VDC
	FREQUENCY RANGE	47 ~ 63HZ
	POWER FACTOR	PF>0.98/115VAC, PF>0.96/230VAC, PF>0.94/277VAC at full load
	TOTAL HARMONIC DISTORTION	THD<20% when output loading≥60% at 115VAC/230VAC input and output loading≥75% at 277VAC input
	EFFICIENCY (Typ.)	90.5%
	AC CURRENT	0.95A / 115AC 0.5A / 230VAC 0.4A / 277VAC
	INRUSH Current (Typ.)	COLD START 60A(twidth=520μs measured at 50% ipeak) at 230VAC
	MAX> NO. of PSU's on 16A CIRCUIT BREAKER	3 units (circuit breaker of type B) / 6 units (circuit breaker of type C) at 230VAC
	LEAKAGE CURRENT	<0.25mA / 277VAC
PROTECTION	OVERLOAD	108 ~120% RATED OUTPUT POWER
		Protection type: Hiccup mode, recovers automatically after fault condition is removed
	SHORT CIRCUIT	Hiccup mode, recovers automatically after fault condition is removed
	OVER VOLTAGE	28 ~ 34V
		Protection type: Shut down o/p voltage, re-power on to recovery
OVER TEMPERATURE	Shut down o/p voltage, re-power on to recover	
ENVIRONMENT	WORKING TEMPERATURE	-40 ~ +70°C
	WORKING HUMIDITY	20 ~ 95% RH non condensing
	STORAGE TEMP. HUMIDITY	-40 ~ +80°C, 10 ~ 95% RH
	TEMP. COEFFICIENT	±0.03%/°C (0 ~50°)
	VIBRATION	10 ~500Hz, 5G 12min./1cycle, period for 72min. each along X, Y, Z axes
SAFETY & EMC	SAFETY STANDARDS	UL8750, CSA C22.2 No. 250.13-12, ENEC EN61374-1; EN61347-2-13, EN62384 independent, IP67 approved; Design refer to EN60335-1
	WITHSTAND VOLTAGE	I/P-O/P:3.75KVAC
	ISOLATION RESISTANCE	I/P-O/P:100M Ohms / 500VDC/ 25°C / 70% RH
	EMC EMISSIONS	Compliance to EN55015, EM61000-3-2 Class C (≥60% load) ; EN61000-3-3
	EMC IMMUNITY	Compliance to EN61000-4-2, 3, 4, 5, 6, 8, 11; EN61547, light industry level(surge L-N : 2KV) criteria A
NOTE	<p>1. All parameters NOT specially mentioned are measured at 230VAC input, rated load and 25°C of ambient temperature.</p> <p>2. Length of set up time is measured at first cold start. Turning ON/OFF the power supply may lead to increase set up time.</p>	

PRODUCT DETAIL

LED ACCESSORIES

ACCESSORIES

FIELD-CUT CONNECTORS

A - FLEXIBLE

Each extruded profile is shipped with integral LED light strips factory installed, and a 3" long flexible connector for attachment to abutting profile.

A

**B - RIDGED CONNECTOR**

B

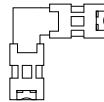
**C - FLEXIBLE POWER FEED**

Power feed connector is required for each continuous run of 90 Watts, for connection to the power supply. Power feed connectors are sold separately.

C

**D - "L" CONNECTOR**

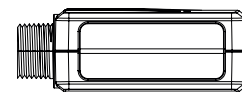
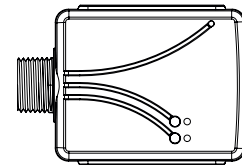
D



Single Rocker Pad - Self Powered Wireless Control	
Mx-ESRP-ESDP Rocker Pad/Switch	
Power Supply	Electrodynamic harvesting
Inputs / Outputs	1 Button Rocker Switch Radio Frequency (RF) Transmitter
Transmission Range	80ft. (25m)
RF Transmission	On Press and Release of Rocker Button
Dimensions	3.8"H x 3.4"W x .85"D
Weight	3.5oz.
Mounting	Surface mounted on wall (using included mounting screws) Can also be flush mounted by optional use of electrical wall box or low-voltage ring
Environment	Indoor use only
	32° to 131° F (0° to 55°C) 5% to 95% relative humidity (non-condensing)
Agency Listing	FCC, I.C.



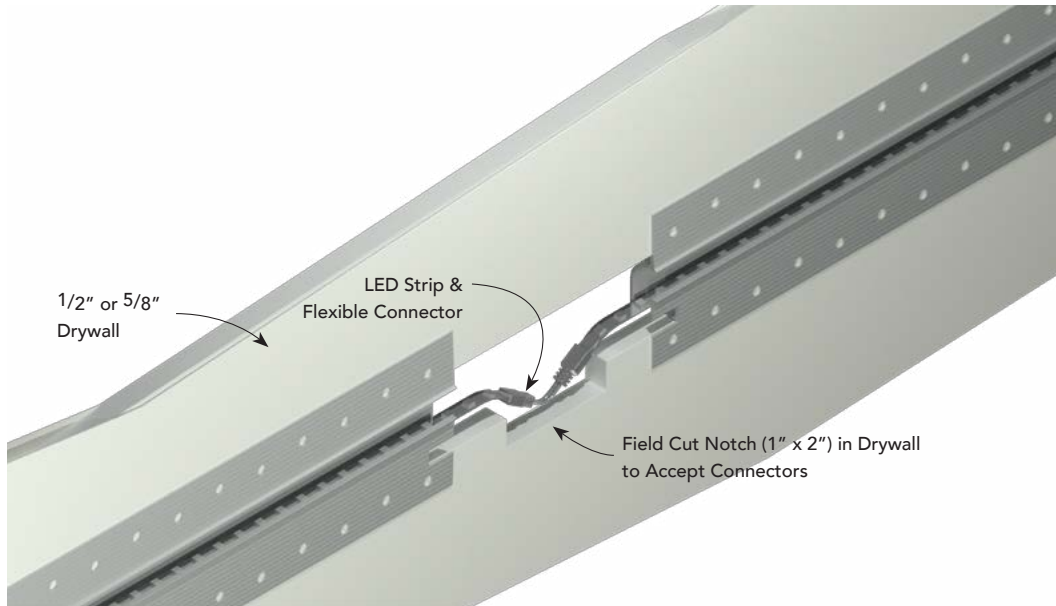
Single Channel Lighting Control Module	
Mx-USR-L1	
Range	150feet (50-150 typical)
Profile	A5-38-08 Type 0x02 Dimming
Input Voltage	120/277 VAC
Max Switch Power	3300W @ 277VAC
Max Switch Current	20A
Relay Output	1 N.O. and 1 Common contact
Dimmer Output	0-10V 30mA (sinking drivers)
Ambient Operating Temperature	37°C for 3300 W load @ 277 VAC
Certifications	ETL/Intertek - UL 244A FCC United States) SZV-TCM3XXX IC Canada) 5713A-TCMXXX
Dimensions	2.939" x 2.319" x 1.25"



INSTALLATION DETAIL

LED ACCESSORIES

TUCK EXCESS LED STRIP AND FLEXIBLE CONNECTION IN DRYWALL NOTCH



BUTT PROFILES TOGETHER, TAPE AND FINISH AS REQUIRED

