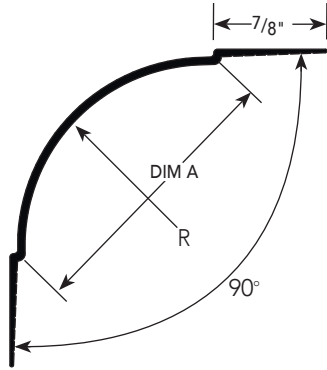


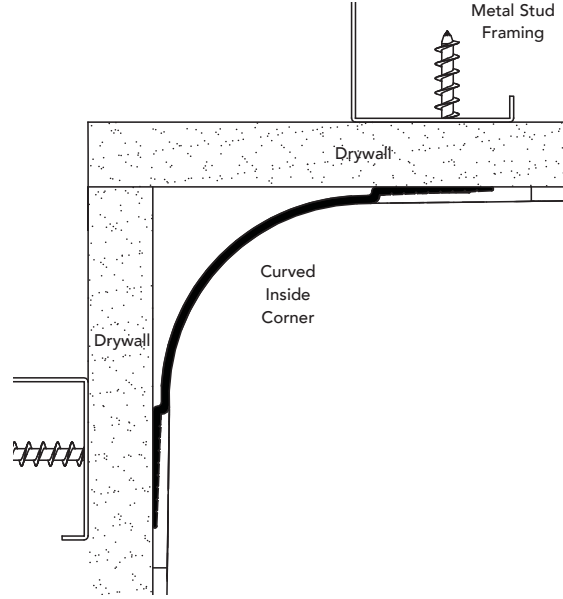
DD.4

PRODUCT DETAIL

CURVED
INSIDE
CORNER



INSTALLATION DETAIL / Cross Section



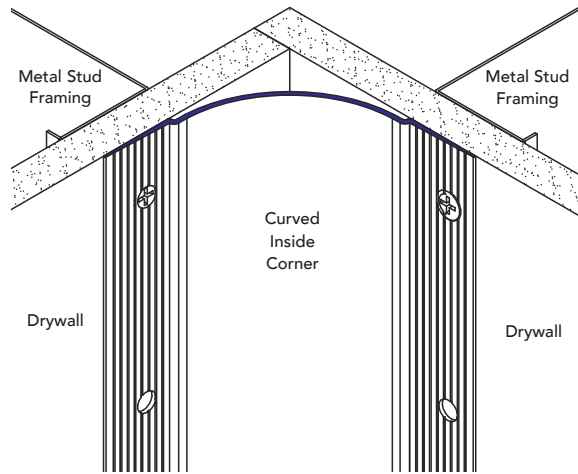
USAGE

Fry Reglet Curved Inside Corner is a curved shape used to finish and strengthen inside corners.

GUIDE SPECIFICATION

Where indicated on drawings, Fry Reglet Curved Inside Corner, as manufactured by Fry Reglet Corporation, shall be installed. Aluminum shall be extruded alloy 6063 T5, with chemical conversion coating, clear anodized or other specified finish. Refer to finish section.

INSTALLATION DETAIL / ISO View



SIZES

"R" RADIUS	DIM A	NUMBER
3/4"	1 1/4"	DRMC-IS-75
1"	1 9/16"	DRMC-IS-100
1 1/2"	2 5/16"	DRMC-IS-150
2"	2 7/8"	DRMC-IS-200
3"	4 1/4"	DRMC-IS-300
4"	5 5/8"	DRMC-IS-400
6"	8 7/16"	DRMC-IS-600