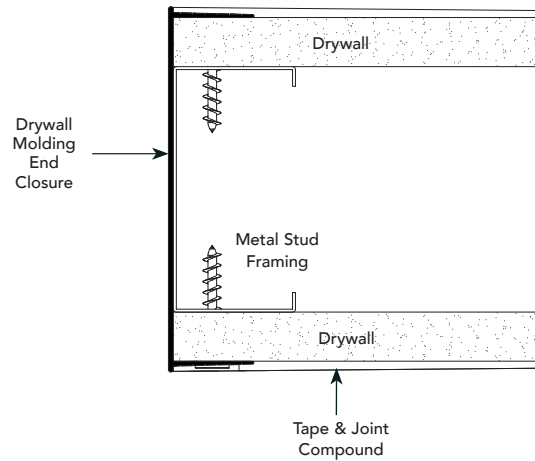
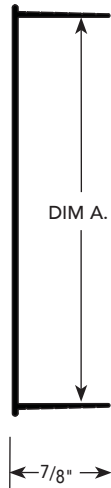


**DRYWALL MOLDING  
END CLOSURE**



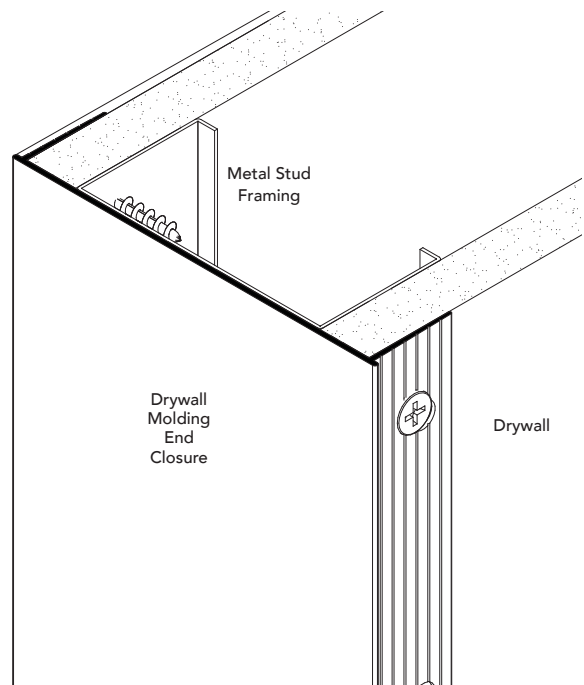
**USAGE**

Fry Reglet Drywall Molding End Closure terminates a wall, partition or cased opening. At wall top, may be screwed into screw-slot grid to hold wall framing in place.

**GUIDE SPECIFICATION**

Where indicated on drawings, Fry Reglet Drywall Molding End Closure, as manufactured by Fry Reglet Corporation, shall be installed. Aluminum shall be extruded alloy 6063 T5, with chemical conversion coating, clear anodized or other specified finish. Refer to finish section.

INSTALLATION DETAIL / ISO View



**SIZES**

DIM. A*	NUMBER
2"	DMEC-200
3 1/2"	DMEC-3500
3 3/4"	DMEC-3750
4 5/8"	DMEC-4625
4 7/8"	DMEC-4875
7 1/4"	DMEC-7250

\*Outside wall dimension