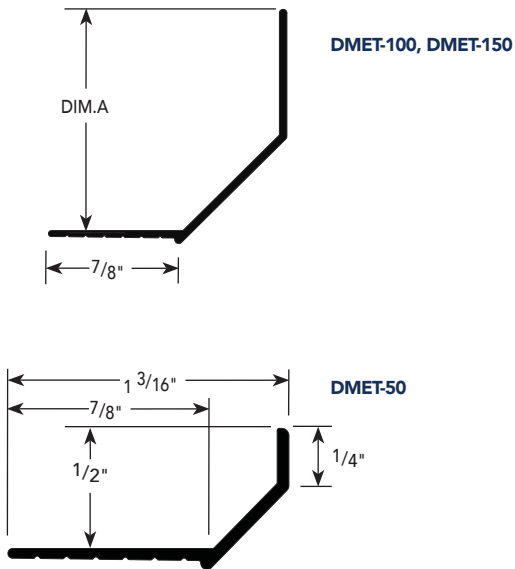
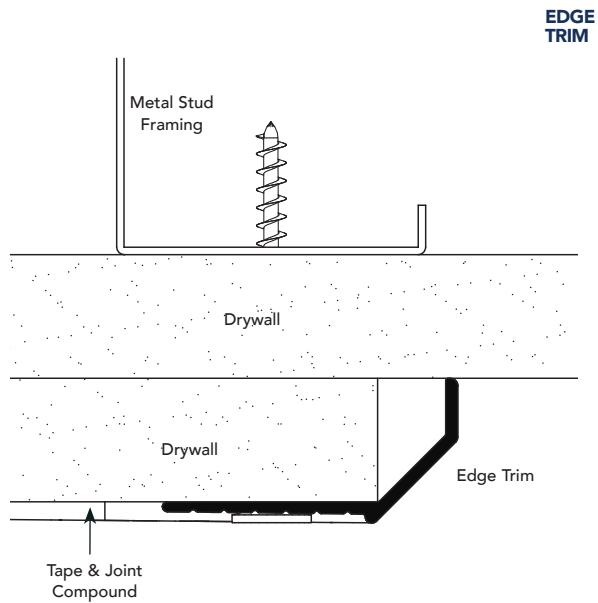


**PRODUCT DETAIL**



**INSTALLATION DETAIL / Cross Section**

**DC.3**



**EDGE TRIM**

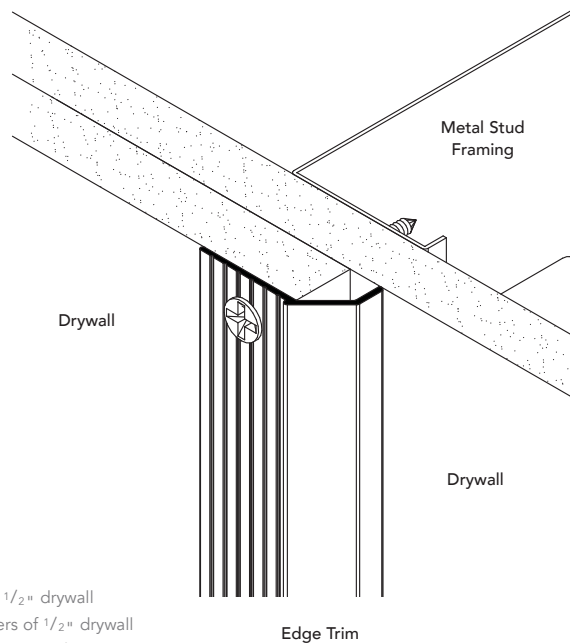
**USAGE**

Fry Reglet Edge Trim is used with multiple layers of drywall to provide angled transition between finish layers. Provides attractive trim for recessed or raised panels.

**GUIDE SPECIFICATION**

Where indicated on drawings, Fry Reglet Edge Trim, as manufactured by Fry Reglet Corporation, shall be installed. Aluminum shall be extruded alloy 6063 T5, with chemical conversion coating, clear anodized or other specified finish. Refer to finish section.

**INSTALLATION DETAIL / ISO View**



**SIZES**

DIM A. TRIM DEPTH	NUMBER
1/2" ●	DMET-50
1" ■	DMET-100
1 1/2" ▲	DMET-150

- Additional layer of 1/2" drywall
- Two additional layers of 1/2" drywall
- ▲ Three additional layers of 1/2" drywall