

PRODUCT DETAIL

DC.11

**PROTRUDING
EDGE
PROFILES**

USAGE

Fry Reglet Protruding Edge Profiles provide a 1/4" x 1/4" accent feature at reveals, outside corners and transitions at multiple layers of drywall.

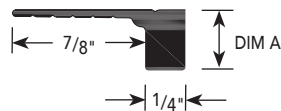
GUIDE SPECIFICATION

Where indicated on drawings, Fry Reglet Protruding Edge Profiles, as manufactured by Fry Reglet Corporation, shall be installed. Aluminum shall be extruded alloy 6063 T5, with chemical conversion coating, clear anodized or other specified finish. Refer to finish section.

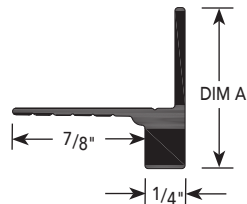
SIZES

DIM. A	DIM. B	NUMBER
3/8"	N/A	DRMPET-375
1"	N/A	DRMPET-100
1"	3/4"	DRMPWR-100-75
1"	1"	DRMPCR-100-100

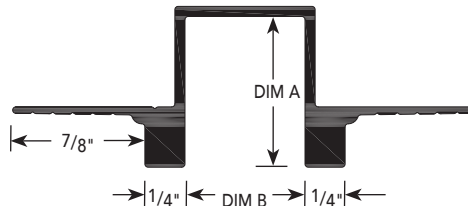
DRMPET-375



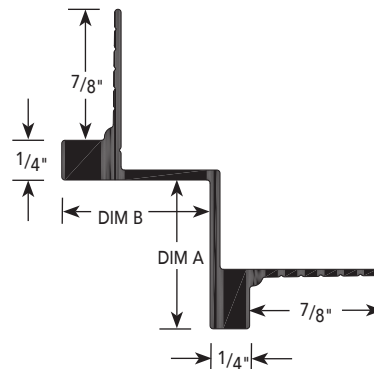
DRMPET-100



DRMPWR-100-75



DRMPCR-100-100



PROTRUDING
EDGE
PROFILES

