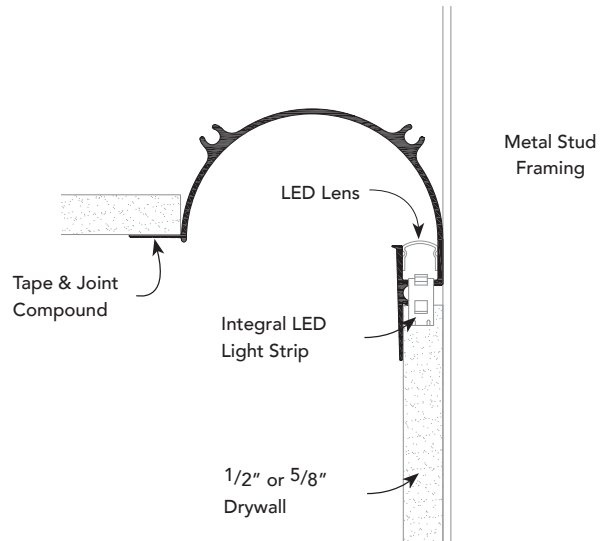
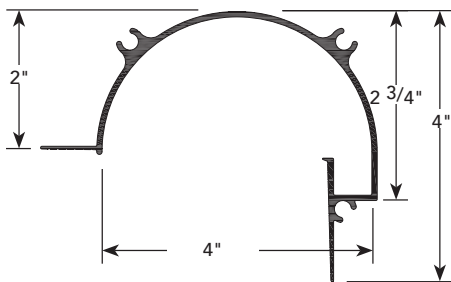


PRODUCT DETAIL

4" LIGHT TROUGH



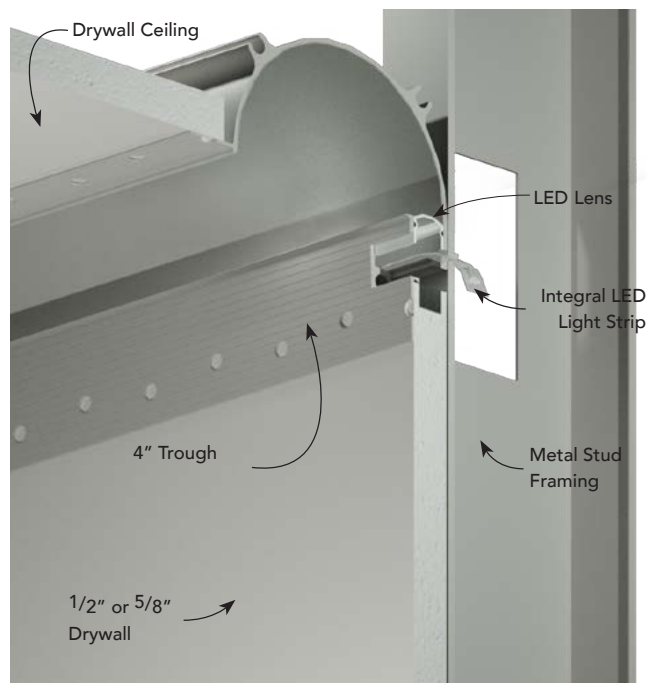
USAGE

Fry Reglet 4" Trough installs in 1/2" or 5/8" drywall and provides a continuous linear Trough of light at the ceiling. Frosted lens included.

GUIDE SPECIFICATION

Where indicated on drawings, Fry Reglet 4" Light Trough, as manufactured by Fry Reglet Corporation, shall be installed. Aluminum shall be extruded alloy 6063 T5, with clear anodized or powder coat finish. Specify length and Kelvin temperature.

INSTALLATION DETAIL / ISO View



LIGHTING OPTIONS

4" LIGHT TROUGH

LED'S / FT	KELVIN	LENGTH	PART #
32	2700	2'	LED-TR4A2C
		4'	LED-TR4A4C
		6'	LED-TR4A6C
		8'	LED-TR4A8C
		10'	LED-TR4A10C
	3000	2'	LED-TR4B2C
		4'	LED-TR4B4C
		6'	LED-TR4B6C
		8'	LED-TR4B8C
		10'	LED-TR4B10C
	3500	2'	LED-TR4C2C
		4'	LED-TR4C4C
		6'	LED-TR4C6C
		8'	LED-TR4C8C
		10'	LED-TR4C10C
	4000	2'	LED-TR4D2C
		4'	LED-TR4D4C
		6'	LED-TR4D6C
		8'	LED-TR4D8C
		10'	LED-TR4D10C

C = CLEAR ANODIZED

P = PAINTED