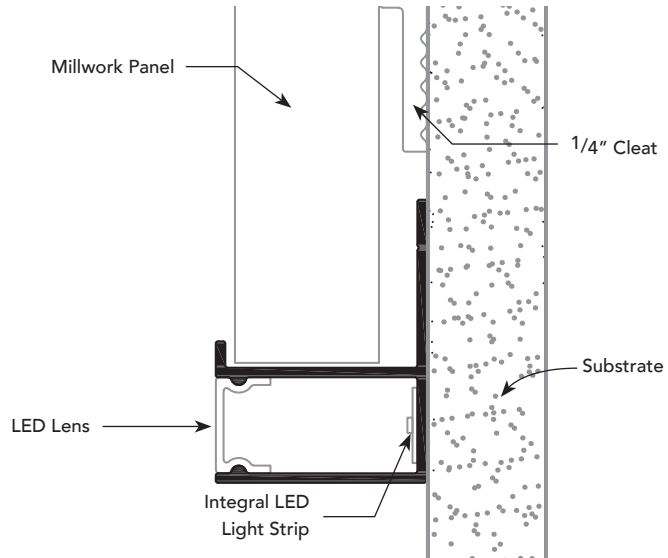
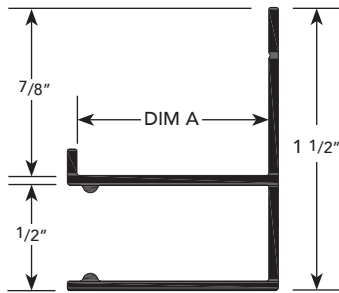


PRODUCT DETAIL

INSTALLATION DETAIL / Cross Section

LIGHTED MILLWORK CHANNEL F
W/ RETURN KEY



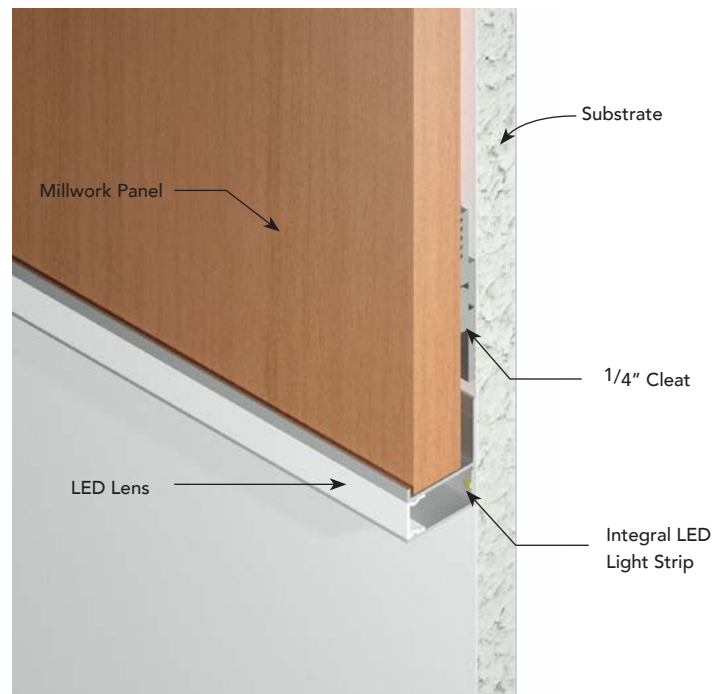
USAGE

Fry Reglet Lighted Millwork Channel F with exposed return key installs with 1/2", 3/4" or 1" millwork panels, features an exposed return key to cover cut edges of millwork panels, and provides a continuous band of light horizontally or vertically. Frosted lens included.

GUIDE SPECIFICATION

Where indicated on drawings, Lighted Millwork Channel F with exposed return key, as manufactured by Fry Reglet Corporation, shall be installed. Aluminum shall be extruded alloy 6063 T5, with clear anodized, colored anodized or powder coat finish. Specify length and Kelvin temperature.

INSTALLATION DETAIL / ISO View



SIZES

DIM A	NUMBER
1/2"	LED-MWCF5050
3/4"	LED-MWCF7550
1"	LED-MWCF10050

LIGHTING OPTIONS

LIGHTED MILLWORK CHANNEL F W/ RETURN KEY

LED'S / FT	KELVIN	LENGTH	PART #
32	2700	2'	LED-MWCF_A2C
		4'	LED-MWCF_A4C
		6'	LED-MWCF_A6C
		8'	LED-MWCF_A8C
		10'	LED-MWCF_A10C
	3000	2'	LED-MWCF_B2C
		4'	LED-MWCF_B4C
		6'	LED-MWCF_B6C
		8'	LED-MWCF_B8C
		10'	LED-MWCF_B10C
	3500	2'	LED-MWCF_C2C
		4'	LED-MWCF_C4C
		6'	LED-MWCF_C6C
		8'	LED-MWCF_C8C
		10'	LED-MWCF_C10C
	4000	2'	LED-MWCF_D2C
		4'	LED-MWCF_D4C
		6'	LED-MWCF_D6C
		8'	LED-MWCF_D8C
		10'	LED-MWCF_D10C

C = CLEAR ANODIZED

P = PAINTED

Example: LED-MWCF10050A2C/P

