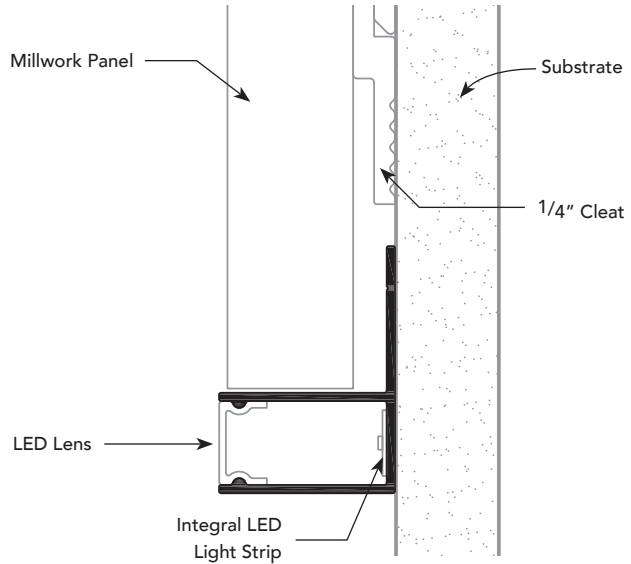
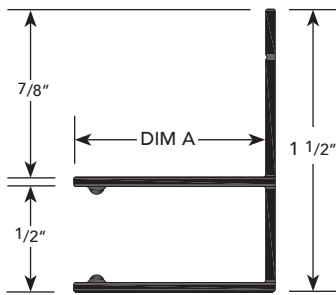


PRODUCT DETAIL

INSTALLATION DETAIL / Cross Section

LIGHTED MILLWORK REVEAL F



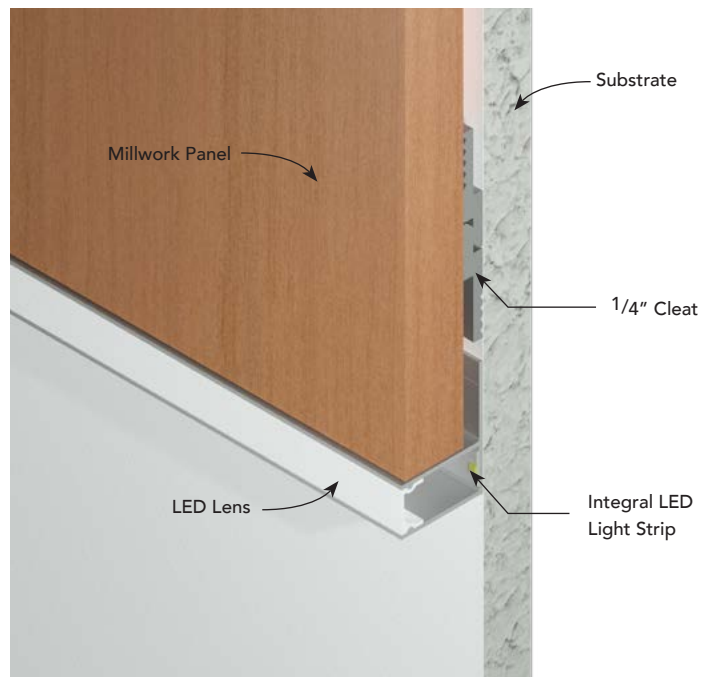
USAGE

Fry Reglet Lighted Millwork Reveal F installs with 1/2", 3/4" or 1" millwork panels and provides a continuous band of light horizontally or vertically at ends of millwork. Frosted lens included.

GUIDE SPECIFICATION

Where indicated on drawings, Lighted Millwork Reveal F, as manufactured by Fry Reglet Corporation, shall be installed. Aluminum shall be extruded alloy 6063 T5, with clear anodized or powder coat finish. Specify length and Kelvin temperature.

INSTALLATION DETAIL / ISO View



SIZES

| DIM A | NUMBER |
|-------|-------------|
| 1/2" | LED-MWRF50 |
| 3/4" | LED-MWRF75 |
| 1" | LED-MWRF100 |

LIGHTING OPTIONS

LIGHTED MILLWORK REVEAL F

| LED'S / FT | KELVIN | LENGTH | PART # |
|------------|--------|--------|---------------|
| 32 | 2700 | 2' | LED-MWRF_A2C |
| | | 4' | LED-MWRF_A4C |
| | | 6' | LED-MWRF_A6C |
| | | 8' | LED-MWRF_A8C |
| | | 10' | LED-MWRF_A10C |
| | 3000 | 2' | LED-MWRF_B2C |
| | | 4' | LED-MWRF_B4C |
| | | 6' | LED-MWRF_B6C |
| | | 8' | LED-MWRF_B8C |
| | | 10' | LED-MWRF_B10C |
| | 3500 | 2' | LED-MWRF_C2C |
| | | 4' | LED-MWRF_C4C |
| | | 6' | LED-MWRF_C6C |
| | | 8' | LED-MWRF_C8C |
| | | 10' | LED-MWRF_C10C |
| | 4000 | 2' | LED-MWRF_D2C |
| | | 4' | LED-MWRF_D4C |
| | | 6' | LED-MWRF_D6C |
| | | 8' | LED-MWRF_D8C |
| | | 10' | LED-MWRF_D10C |

C = CLEAR ANODIZED

P = PAINTED

Example: LED-MWRF100A2C/P

