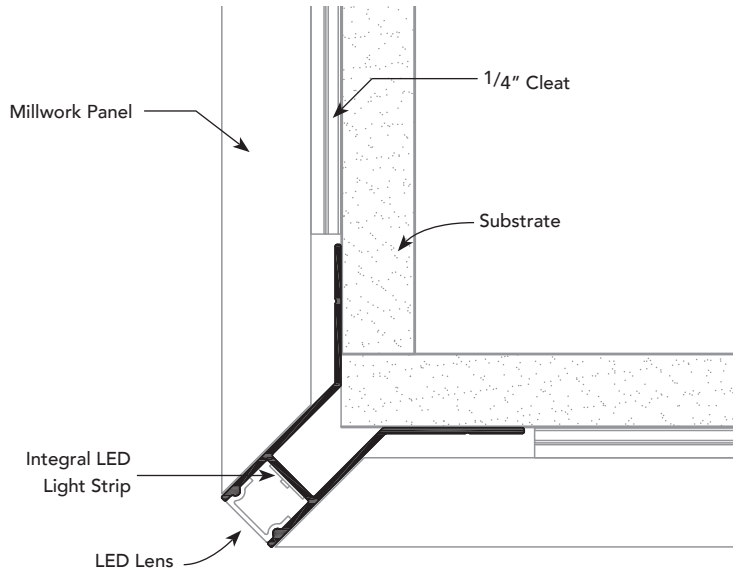
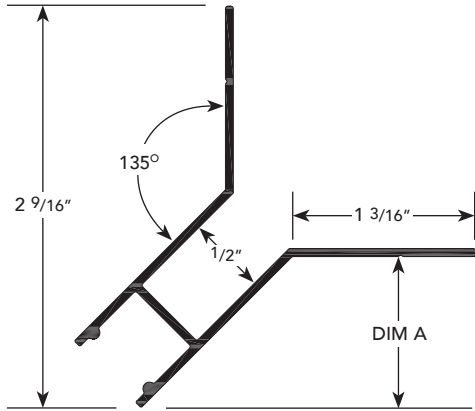


PRODUCT DETAIL

INSTALLATION DETAIL / Cross Section

LIGHTED MILLWORK CHANNEL 135°
OUTSIDE CORNER



USAGE

Fry Reglet Lighted Millwork Channel 135° Outside Corner installs with 1/2", 3/4" or 1" millwork panels, ensures a straight and true outside corner, and provides a continuous band of light vertically at corners of millwork. Frosted lens included.

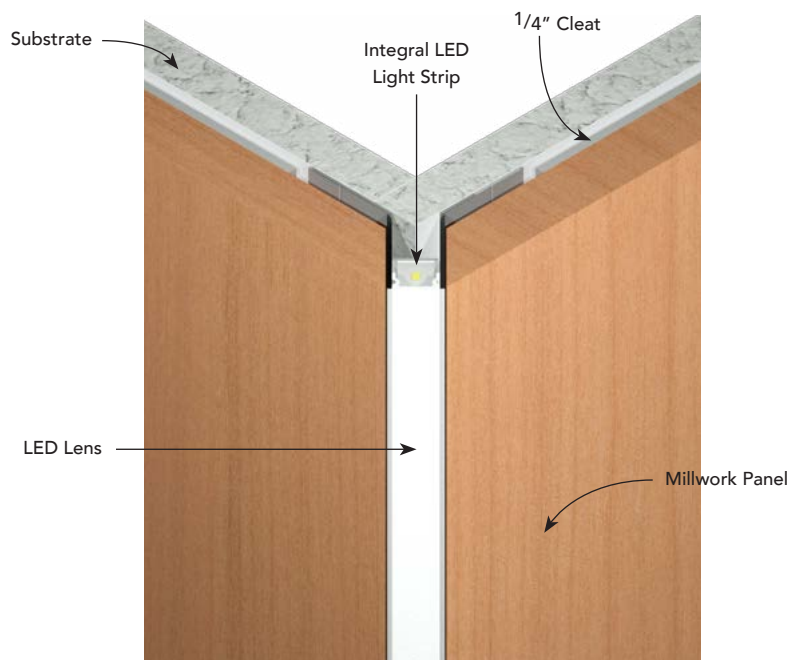
GUIDE SPECIFICATION

Where indicated on drawings, Lighted Millwork Channel 135° Outside Corner, as manufactured by Fry Reglet Corporation, shall be installed. Aluminum shall be extruded alloy 6063 T5, with clear anodized or powder coat finish. Specify length and Kelvin temperature.

SIZES

DIM A	NUMBER
1/2"	LED-MWCOSC50
3/4"	LED-MWCOSC75
1"	LED-MWCOSC100

INSTALLATION DETAIL / ISO View



LIGHTING OPTIONS

LIGHTED MILLWORK CHANNEL 135° OUTSIDE CORNER

LED'S / FT	KELVIN	LENGTH	PART #
32	2700	2'	LED-MWCOSC_A2C
		4'	LED-MWCOSC_A4C
		6'	LED-MWCOSC_A6C
		8'	LED-MWCOSC_A8C
		10'	LED-MWCOSC_A10C
	3000	2'	LED-MWCOSC_B2C
		4'	LED-MWCOSC_B4C
		6'	LED-MWCOSC_B6C
		8'	LED-MWCOSC_B8C
		10'	LED-MWCOSC_B10C
	3500	2'	LED-MWCOSC_C2C
		4'	LED-MWCOSC_C4C
		6'	LED-MWCOSC_C6C
		8'	LED-MWCOSC_C8C
		10'	LED-MWCOSC_C10C
	4000	2'	LED-MWCOSC_D2C
		4'	LED-MWCOSC_D4C
		6'	LED-MWCOSC_D6C
		8'	LED-MWCOSC_D8C
		10'	LED-MWCOSC_D10C

C = CLEAR ANODIZED

P = PAINTED

Example: LED-MWCOSC100A2C/P

