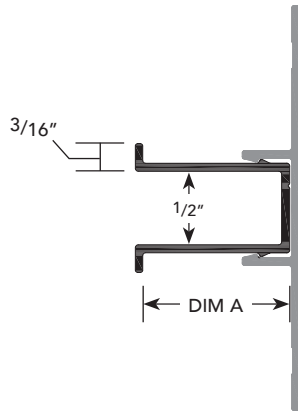
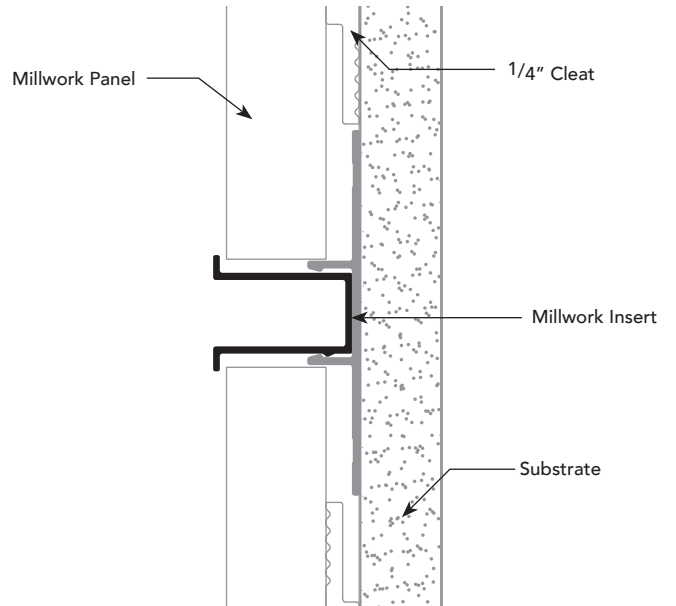


PRODUCT DETAIL



INSTALLATION DETAIL / Cross Section

MILLWORK INSERT



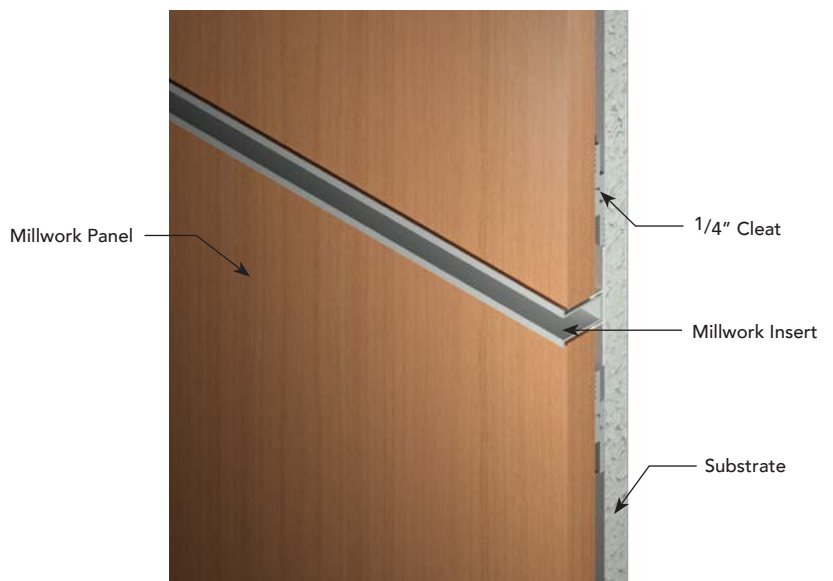
USAGE

Fry Reglet Millwork Insert with return keys installs with 1/2", 3/4" or 1" millwork panels and features an return keys to cover cut edges of millwork panels and provides a straight, uniform reveal horizontally or vertically at ends of millwork. Installs with millwork insert retainer.

GUIDE SPECIFICATION

Where indicated on drawings, Millwork Retainer with return keys, as manufactured by Fry Reglet Corporation, shall be installed. Aluminum shall be extruded alloy 6063 T5, with clear anodized, colored anodized or powder coat finish.

INSTALLATION DETAIL / ISO View



SIZES

DIM A	NUMBER
1/2"	MWINS5050
3/4"	MWINS7550
1"	MWINS10050